




Hesleden Primary School – ART OVERVIEW - Cycle A

	Aut 1	Aut 2	Spr 1	Spr 2	Sum 1	Sum 2
C1	2021 ELG: Creating with Materials Children at the expected level of development will: - Safely use and explore a variety of materials, tools and techniques, experimenting with colour, design, texture, form and function; - Share their creations, explaining the process they have used;					
	<u>TAKE ONE PICTURE</u> Norman Cornish Whole school project (90th Anniversary)	Links to ELG (40 – 60+) Painting: Explores what happens when they mix colours Chooses colours for a particular purpose Sculpture: Constructs with a purpose in mind, using a variety of resources Selects tools and techniques needed to shape, assemble and join materials Manipulates materials to create planned effect Textiles & Collage: Experiments to make different textures Understand that different media can be combined to create different effects				
Artists	Giuseppe Archimboldo  Link to harvest		Other cultures INDIA  Link to festivals (Holi festival in India)		Andy Goldsworthy (environmental art)  Link to outdoor learning	

Hesleden Primary School – ART OVERVIEW - Cycle A

C2	Aut 1	Aut 2	Spr 1	Spr 2	Sum 1	Sum 2
	<u>TAKE ONE PICTURE</u> Whole school project Norman Cornish (90th Hall celebration display)	Painting Use different brush sizes and types Colour Identify primary colours and mix shades e.g. shades of blue Explore the relationship between mood and colour Texture Create textured paint by adding sand	Printing Use a range of hard and soft materials e.g. corks, pens, barrels, sponges Make simple prints e.g. mono-printing Colour Experiment with colour using marbling techniques Texture Make rubbing to collect textures and patterns	Textiles Cut and shape fabric using scissors Colour Apply colour with printing, dipping, fabric crayons Texture Create fabrics by weaving materials e.g. carrier bags through a bike wheel	3D Compare 2D and 3D art Manipulate malleable materials in a variety of way incl. rolling and kneading Look at sculptures and recreate them Form Experiment with constructing and joining recycled, natural and manmade materials Texture Use junk materials that show a variety of texture	Collage Create images from a variety of media e.g. photocopies, crepe, magazines and fabric Arrange and glue materials onto different backgrounds Colour Dye fabrics using tea, red cabbage, beetroot, onion, spinach Texture Weave with wool Shape Create and arrange shapes appropriately
	Digital Media Use simple graphics package to create images and effects with lines by changing the size of brushes in response to ideas Shape Use eraser, shape and fill tools Colours and Textures Use cropping tools and simple filters to manipulate images					
Artists	Other cultures Zambia	Piet Mondrian	Richard Long ‘Mud Hands’ <i>Possible FS link</i>	Wassily Kandinsky	Anthony Gormley	Paul Klee

Hesleden Primary School – ART OVERVIEW - Cycle A

	Aut 1	Aut 2	Spr 1	Spr 2	Sum 1	Sum 2
C3	Drawing Lines and Marks Experiment with different grades of pencil to create lines and marks Include increased detail within work		Drawing Tone, Form and Texture Apply tone in a simple way Apply a simple use of pattern and texture in a drawing Show total qualities using pointillism and use of a rubber to draw/highlight		Drawing Perspective and Composition Begin to develop an awareness of composition, scale and proportion Use first hand observations using different viewpoints, develop abstract representations Use sketchbooks to record drawings from observation (work indoors and outdoors)	
	TAKE ONE PICTURE Whole school project Norman Cornish (90th hall celebration)	Painting Develop a painting from a drawing Experiment with different effects and textures incl. blocking in colour, washes and thickened paint creating textured effects Work on a range of scales e.g. thin brush on a small painting Experiment with watercolour, exploring shades Colour Begin to experiment with colour to create more abstract colour palettes (e.g. blue for leaves)	Printing Create printing blocks by simplifying an initial sketchbook idea Use relief or impressed method Create a print with three overlays Create polystyrene printing locks to use with roller and ink	Textiles Use a variety of techniques e.g. printing and weaving Experiment with a range of media to overlap and layer creating interesting colours and textures and effects	3D Plan, design and make models from observation or imagination Use pipe cleaners/wire to create sculptures of human forms Join clay adequately and construct a simple base for extending and modelling other shapes e.g. clay tile Create surface textures in a malleable material	Collage Layering of paper Create detailed designs into batik pieces
	Digital Media Record and collect visual information using a digital camera and video Present visual images using software Use a graphics package to create and manipulate new images Create layered images from original ideas (sketchbooks etc)					
Artists	Roy Lichtenstein	George Seurat	Jim Dine	Other Cultures ASIA	Charles Jencks <i>Possible FS link</i>	Henri Matisse

Hesleden Primary School – ART OVERVIEW - Cycle A

	Aut 1	Aut 2	Spr 1	Spr 2	Sum 1	Sum 2
C4	Drawing Lines and Marks Use dry media to make different marks, lines, patterns, textures and shapes		Drawing Tone, Form and Texture Use different techniques for different purposes i.e. shading, hatching Use first hand observations using different viewpoints, developing more abstract representations		Drawing Perspective and Composition Focus on simple perspective using a single focal point and horizon Show an awareness of how paintings are created i.e. composition Use sketchbooks to record drawings from observation (work indoors and outdoors)	
	<u>TAKE ONE PICTURE</u> Whole school project Norman Cornish (90th Hall celebration display)	Painting Show an understanding of the colour wheel Begin to explore and use the psychology of colour e.g. how colour effects our mood and culture codes (red=danger, green=go) Colour Mix and match colours to create atmosphere and light effects	Printing Create prints with three overlays Explore mono-printing Explore Intaglio (copper etching) using thick cardboard etched with sharp pencil point	Textiles Use different grades of threads and needles Use different techniques, colours and textures when designing and making pieces of work e.g. weave using painting as a stimulus	3D Plan a sculpture through drawing and other preparatory work Make masks from a range of cultures and traditions Build upon wire to create forms which then can be padded out (e.g. with newspaper & Modroc)	Collage Fabric block printing Experiment with circular embroidery frames
	Digital Media Record and collect visual information using a digital camera and video Present visual images using software Use a graphics package to create and manipulate new images Create layered images from original ideas (sketchbooks etc)					
Artists	Andy Warhol	Georgia O’Keeffe	David Hockney	Other Cultures NORTH/SOUTH AMERICA	Cornelia Parker <i>Possible FS link</i>	George Braque